



## RevolutionEHR

Phone: 877-REVEHR-1

[www.revolutionehr.com](http://www.revolutionehr.com)

[customersupport@revolutionehr.com](mailto:customersupport@revolutionehr.com)

## **Release Notes 6.2.2**

**Date: June 13, 2014**

## Table of Contents

1. New Feature .....	3
1.1 Administration .....	3
2. Enhancement.....	3
2.1 Accounting .....	3
2.2 Encounters.....	3
2.3 Reports.....	5
2.4 Administration .....	5
3. Fixes.....	6
3.1 Messages.....	6
3.2 Patients .....	7
3.3 Encounters.....	7

---

## 1. New Feature

---

### 1.1 Administration

#### 1.1.1 New Jersey Rx Print Format

New Jersey has unique requirements for printed Rx. We have created a new option (NJPB) in the dropdown menus associated to 'Prescriptions' in Administration. Access Administration → General → Practice Preferences → Additional Preferences → Prescriptions. Change the dropdown menu option for 'Med Rx print format,' 'CL Rx print format,' and 'Eyeglass Rx print format' to NJPB.

---

## 2. Enhancement

---

### 2.1 Accounting

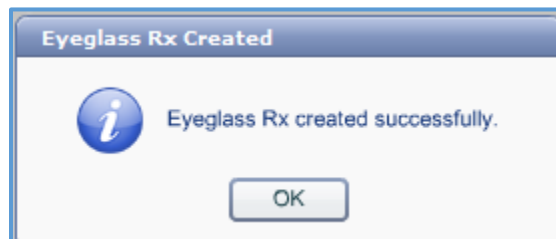
#### 2.1.1 Receive Payment

The Receive Payment screen has been updated to better accommodate large monitors. Column widths have been reduced to aide in the entry of payment amounts.

### 2.2 Encounters

#### 2.2.1 Create Eyeglass Rx from Refraction

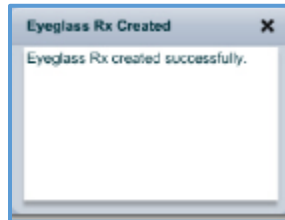
The user receives a notification popup window (after they create an eyeglass Rx) that requires a mouse-click to exit the window.



Your office can continue to receive this popup window, or, we have created a practice preference to receive a "toast message." (*Toast message is a momentary popup that requires no action by the user to exit the window.*) Access Administration → General → Practice Preferences → Additional Preferences → Toast Messages.

<b>Toast Messages</b>	Enable Toast Messages	<input checked="" type="radio"/> Yes <input type="radio"/> No
	Toast Message Duration	<input type="text" value="3"/>
	Toast Message Location	<input type="text" value="Center"/>

If 'yes' is enabled – the Toast Message will appear for the duration and location indicated. When 'Toast Message Duration' is set to zero, the message will stay open until closed by the user by clicking on 'X.'



An employee preference is also available and will take precedence over the practice preference setting. Access Administration → Employee/Roles → Employees → open employee file → Preferences slider → Toast Messages.

### 2.2.2 Medication Screen Layout

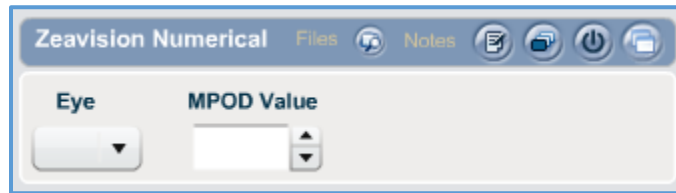
Practices can now determine the layout of the medication screen. Access Administration → General → Practice Preferences → Additional Preferences → Medication Screen Orientation. Dropdown menu options are: horizontal, vertical, automatic. If automatic is chosen, input the screen width for sizing appropriate to your monitor. For the option of horizontal, there may be some instances where the width of the column for 'Other Medications' does not have enough space. If this does occur, we recommend you choose vertical for the screen orientation.

<b>Medication Screen Orientation</b>	Screen Orientation	<input type="text" value="automatic"/>
	Auto change screen width	<input type="text" value="1280"/>

An employee preference is also available and will take precedence over the practice preference setting. Access Administration → Employee/Roles → Employees → open employee file → Preferences slider → Medication Screen Orientation.

### 2.2.3 Zeavision Numerical Test

We have added the Zeavision Numerical Test to our library of available tests. It is included in the test category Internal/Fundus.



## 2.3 Reports

### 2.3.1 Clinical Quality Measures (CQMs)

Access Reports → Administration → Providers → Clinical Quality Measures. We have updated the dropdown menu for 'Type.' The current options in this menu are 'PQRI,' and 'eCQM.' It will now have 'PQRI,' 'eCQM **Primary**,' (which has the same criteria as the current eCQM), and 'eCQM **Extended**.'

The criteria for eCQM Extended will include the nine measures that are included in eCQM Primary along with three additional measures:

- CMS75v2: Children who have dental decay or cavities
- CMS166v3 / NQF 0052: Use of imaging studies for low back pain
- CMS126v2 / NQF 0036: Use of appropriate medications for asthma

### 2.3.2 Meaningful Use – Stage 2 Patient Reminders

We have added a custom report to assist practices in identifying patients that are candidates for reminders.

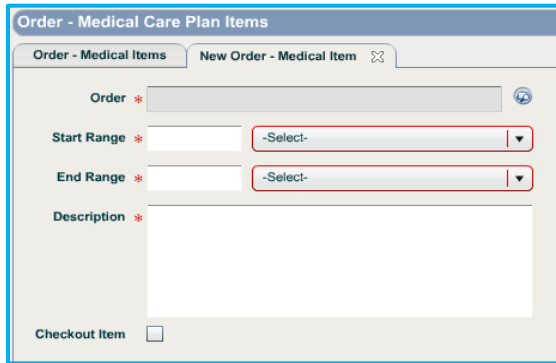
Access Reports → Patients → Custom Reports → Meaningful Use – Stage 2 Patient Reminders.

## 2.4 Administration

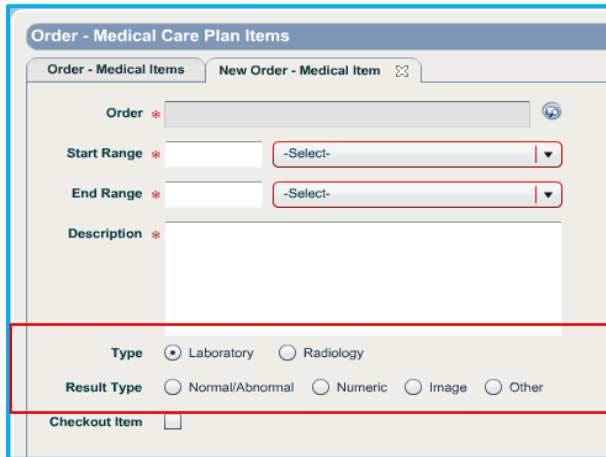
### 2.4.1 Care Plan Item Library / Orders - Medical

We have added two new fields to the Care Plan Item Library for Orders -Medical. 'Type' and 'Result Type' are now options. Access Administration → Data Configuration → Care Plans → Care Plan Item Library → Orders – Medical.

Screen image before the change.



Screen image after the change.



---

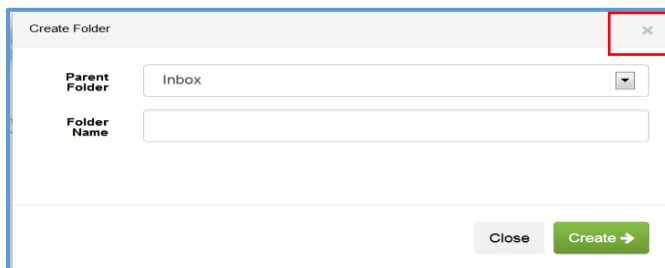
## 3. Fixes

---

### 3.1 Messages

#### 3.1.1 Create Folder

In the pop-up window to create a new folder, the 'X' to exit the window was not functioning. This has been fixed.



## 3.2 Patients

### 3.2.1 Patient Summary

The word 'disabled' was misspelled on the printout of the patient summary. This has been fixed.

### 3.2.2 Recall

In the Recall component of the patient file, the 'Edit' button was available for use as the screen was loaded. This was causing confusion and many were clicking on the edit button before highlighting a recall, which created an error. We have set the edit button to be 'grayed out' and unavailable for use unless a recall has been highlighted.

## 3.3 Encounters

### 3.3.1 View Encounter

The function of 'View' within an Encounter would trigger a change to the fields for 'Updated By,' and 'Updated On' within the Family Medical History section of the pdf generated. Instead of the appropriate name and date, the report would display the name of the user clicking 'View' and the current date. This has been fixed.

Family Medical History				
Updated By:	gaharris			
Updated On:	06/06/2014			
Comments:				
Created On:	Code:	Description:	Relationship:	Comment:
04/01/2014	430679000	Family History: Diabetes mellitus type 2 (situation)	U: F,M,Bro,Sis,S,D	
04/01/2014	300934004	Family History: Hypothyroidism (situation)	U: F,M,Bro,Sis,S,D	
04/01/2014	430678008	Family History: Diabetes mellitus type 1 (situation)	U: F,M,Bro,Sis,S,D	
04/01/2014	430089002	Family History: Hyperthyroidism (situation)	U: F,M,Bro,Sis,S,D	
12/12/2008	416855002	Family History: Diabetes mellitus in first degree relative (situation)	U: F,M,Bro,Sis,S,D	diab. mgm
04/01/2014	4641009	Myxedema heart disease (disorder)	Y: F N: M,Bro,Sis,S,D	
12/12/2008	160357008	Family History: Hypertension (situation)	U: F,M,Bro,Sis,S,D	diab. mgm
04/01/2014	275937001	Family History: Cancer (situation)	N: F,M,Bro,Sis,S,D	

### 3.3.2 Family History Screens

The buttons for N/R, Unkn, Yes, and No would expand which made it difficult to quickly make a selection on large monitors. This has been fixed. Buttons will resize according to screen resolution settings and monitor size.