RevolutionEHR

Phone: 877-REVEHR-1

www.revolutionehr.com

customersupport@revolutionehr.com

Release Notes 6.2.7

Date: April 24, 2015

All information contained in this document is confidential and solely the property of Health Innovation Technologies, Inc.

Table of Contents

1. Enhancements 3

1.1 Tasks 3

1.2 Encounters 5

1.3 Messages 6

1.4 Administration 6

1.5 Reports 7

2. Fixes 8

2.1 Patients 8

2.2 Tasks 9

2.3 Messages 9

2.4 Reports 10

2.5 Claims 11

2.6 Tasks and Message 11

2.7 Administration 12

2.8 Accounting 13

All information contained in this document is confidential and solely the property of Health Innovation Technologies, Inc.

1. Enhancements

1.1 Tasks

1.1.1 Patient Contact Information

Within a task that is associated to a patient, a new icon has been added. When the user hovers their mouse over the icon, a popup box will provide a summary of patient information. The patient's preferred phone number is indicated with the green arrow.

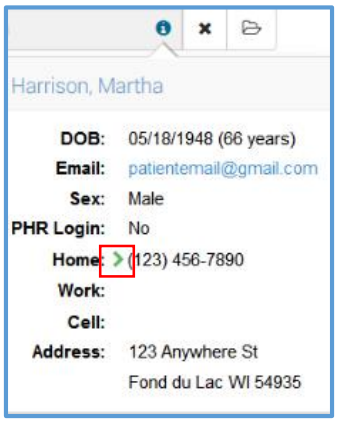

1.1.2. Category Default

The "Category" field will no longer default to the first item in the dropdown. This field has been set to 'Please Select' and must be completed by the user. As a reminder, the list of options and the order they appear in the dropdown can be configured in Admin > Tasks > Task Categories.

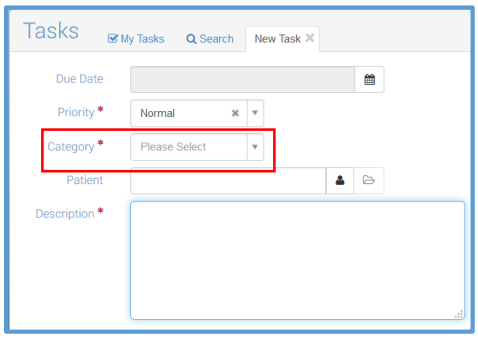

All information contained in this document is confidential and solely the property of Health Innovation Technologies, Inc.

1.1.3 Refresh Button

The refresh button within the Tasks module has been moved from the lower-left corner of the screen to the upper right-hand corner beside the 'New Task' button. This makes the layout of the Tasks module consistent with the layout of the Messages module.

1.1.4 New Note Popup

When the 'New Note' button has been clicked, a 'Notes Editor' popup window will be displayed. This window replaces the area within the bottom right-hand corner of the screen that opened to add a note.

Previous screen view

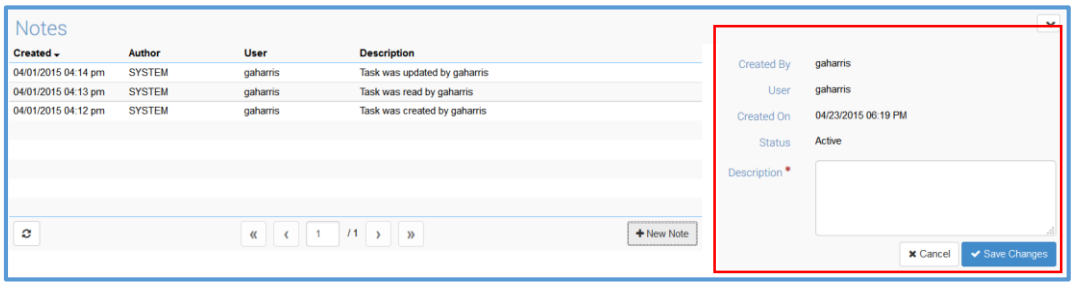

New 'Notes Editor' Popup Window

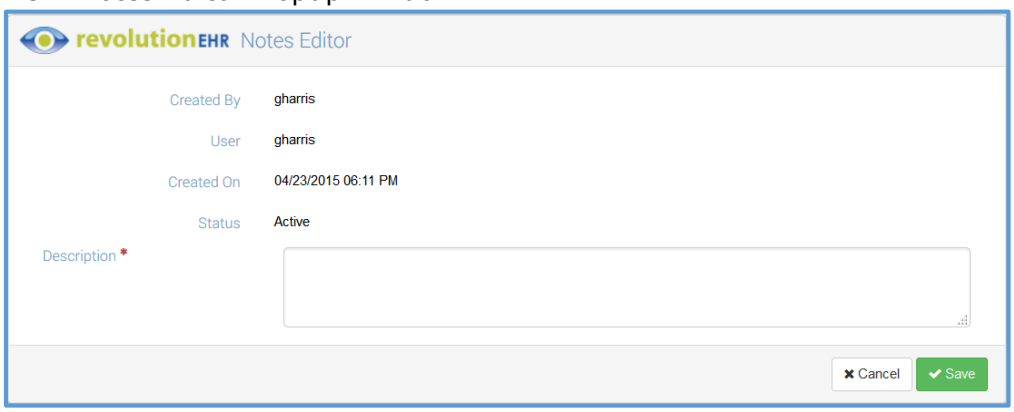

All information contained in this document is confidential and solely the property of Health Innovation Technologies, Inc.

1.2 Encounters

1.2.1 Check-out Task

When assigning a Checkout Task, the system provided a "file icon" that should have navigated to and opened the patient dashboard. Since it is not necessary to open the patient dashboard when assigning a Checkout Task, the icon has been removed.

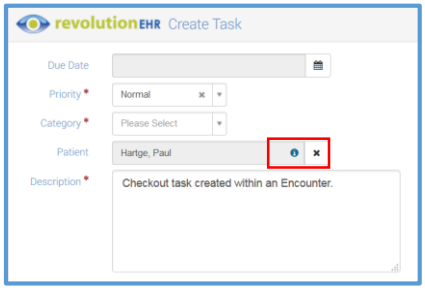

1.2.2 New Tests

Surgical Procedures > Foreign Body Removal

Surgical Procedures > Amniotic Membrane

All information contained in this document is confidential and solely the property of Health Innovation Technologies, Inc.

Refractive > Accommodative Lag

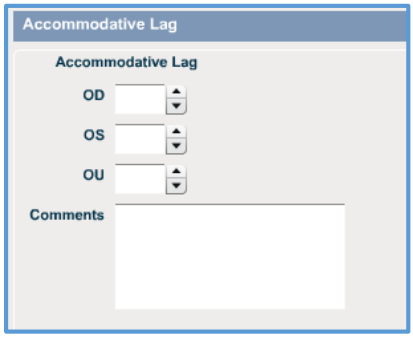

Biomicroscope Exam > InflammaDry

1.3 Messages

1.3.1 Print Message

Users can now print a message. A print button has been added to an opened message. Note: We have found that all browsers add an additional blank page to the printed message. Thus, a one page message will print two pages, etc. We are aware of this and are working on a fix for a future release.

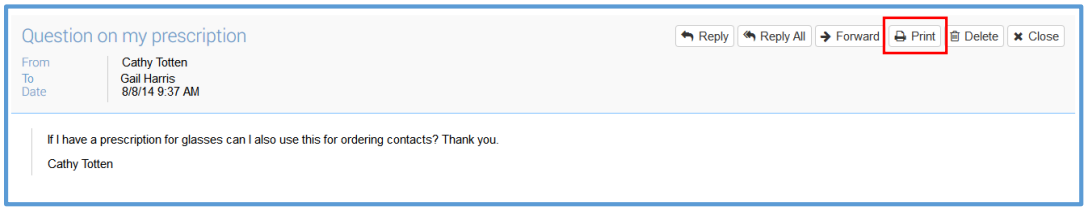

1.4 Administration

1.4.1 Practice Preferences – Payment Preferences

'Military Star' has been added to the list of Credit Card Types within Payment Preferences in Administration.

1.4.2 Practice Claims Processing

Based on user feedback, a new Access Permission 'Edit Practice Claims Processing Info' has been added to User Roles. It can be found in Administration > Employee / Roles > User Roles > (open a user role) > Administration Module.

All information contained in this document is confidential and solely the property of Health Innovation Technologies, Inc.

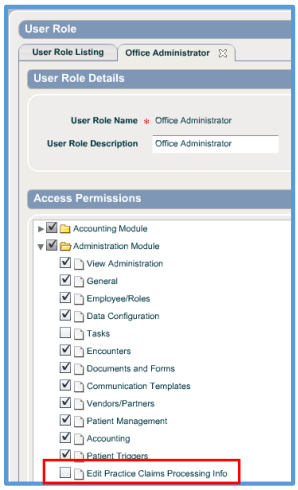

Checking this permission will allow any employee with the associated User Role the ability to view and edit the information found in General > Practice Preferences > Practice Claims Processing tab. If this permission is not checked, the Practice Claims Processing tab will not display for this User Role.

By default this permission will be checked for all User Roles. You must uncheck this box for any User Role associated to employees who should not have access.

1.4.3 Data Configuration – Diagnosis

In order to stay consistent with the ICD-9 database, descriptions for the following diagnoses have been updated:

- 366.00 Nonsenile cataract, unspecified
- 366.12 Incipient senile cataract
- 366.15 Cortical senile cataract
- 366.16 Senile cataract, nuclear sclerosis

1.5 Reports

1.5.1 Orders

To eliminate confusion, the 'Orders' report category has been renamed 'Optical Orders.'

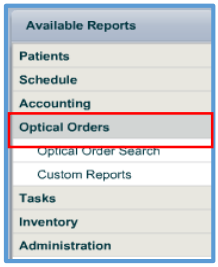

All information contained in this document is confidential and solely the property of Health Innovation Technologies, Inc.

2. Fixes

2.1 Patients

2.1.1 Quick Add – Family/Contacts Pod

The 'Family Quick Add' popup window had a default setting to 'Male.' This has been changed. There is no longer a default for the sex of the patient.

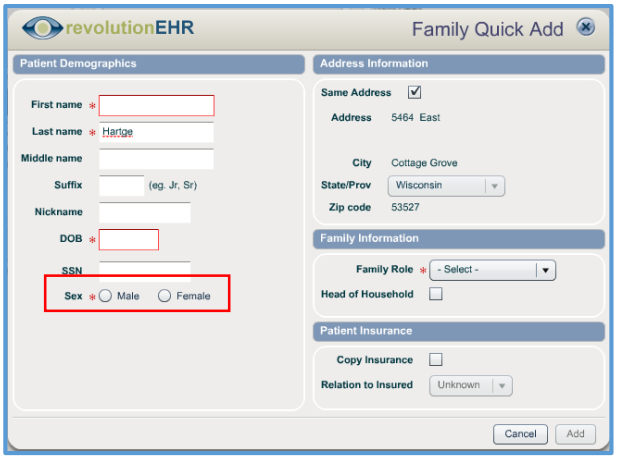

2.1.2 Encounters – Assessment & Plan

Within the 'Add Care Plan' popup window, the description field would generate a system error if the user used quotes ("). This has been fixed.

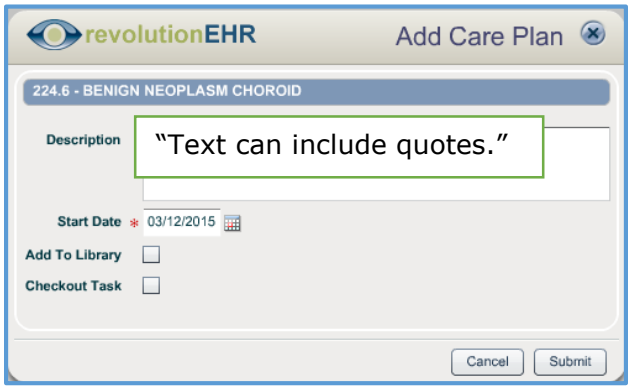

2.1.3 Message

The message function within the patient file would allow the user to create and send a message to a patient even if the patient did not have RevolutionPHR login credentials. This has changed. If a patient does not have PHR Login credentials the system will display an error message alerting the user. However, if the

All information contained in this document is confidential and solely the property of Health Innovation Technologies, Inc.

patient's Portal Representative ***does*** have PHR login credentials, no warning will display.

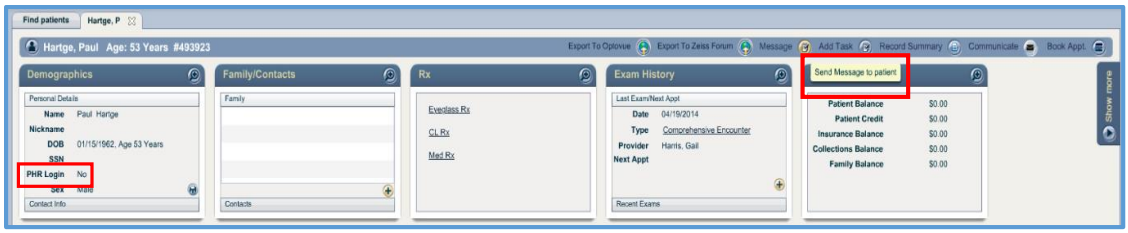

2.2 Tasks

2.2.1 Scroll Bar Not Available – Internet Explorer Only

The task list did not have a scroll bar available in order for the user to view a complete screen. This has been fixed.

2.2.2 Description Field Asterisk – Chrome Only

When adding a 'New Note' to a task, the red asterisk for 'Description' was not directly beside the word, it was on the next text line. This has been fixed.

2.2.3 Due Date on 'My Task List'

The due date on tasks within the 'My Task List' were off by one day. This has been fixed.

2.3 Messages

2.3.1 Text Displayed Outside of Message Box

The display of a received message would continue the text of the message outside of the viewing area. This has been fixed.

2.3.2 'To' Field

If a message contained a large number of recipient names, the formatting of the field did not align properly. This has been fixed.

All information contained in this document is confidential and solely the property of Health Innovation Technologies, Inc.

2.3.3 Column Sort – Starred Items

In the messages display grid, the user can sort their view by enabling the column header for 'Sort by Starred.' Once the user has sorted the view and then sorts their view again on the same column – the result should reverse. This was not occurring and has been fixed.

2.3.4 Move Message by Drag-and-Drop – Internet Explorer Only

The user was unable to move messages between folders by the action of drag-and-drop within the Internet Explorer browser. This has been fixed.

2.3.5 Scroll Bar Not Available – Internet Explorer Only

If a user had a very long message, a scroll bar was not available and the user could not view their entire message. This was for the Internet Explorer browser only. This has been fixed.

2.4 Reports

2.4.1 Clinical Quality Measures

The Clinical Quality Measures report type of PQRI was not including counts for the recipient of "Provider" within "Communication with Physician Managing Diabetes Care." This has been fixed.

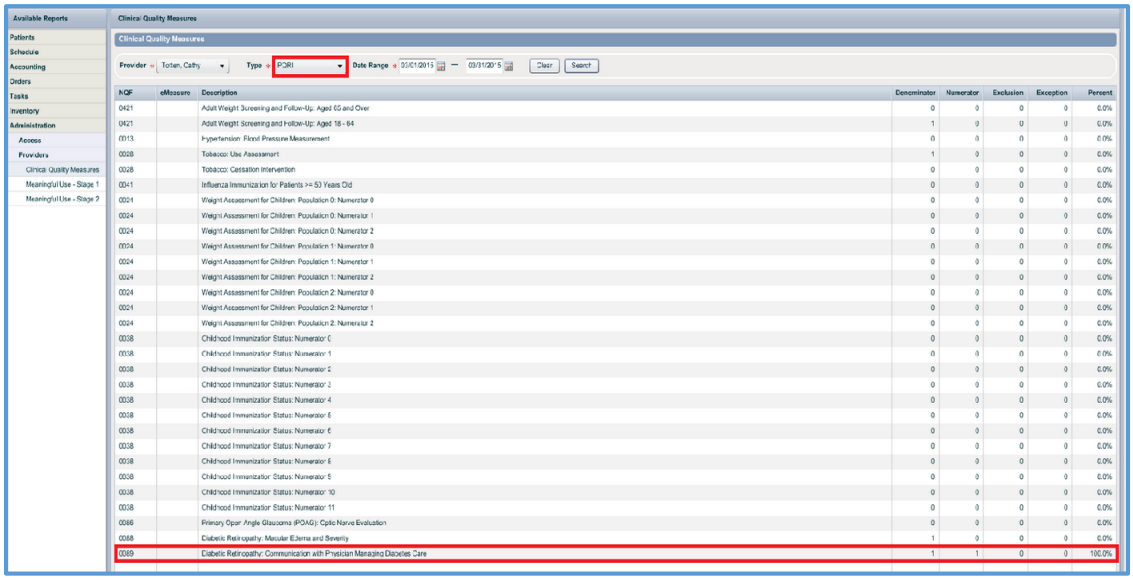

2.4.2 Meaningful Use Stage 1

2.4.2.1 Transition of Care

Cancelling an encounter did not remove the count for "Transition of Care Summary." This has been fixed.

All information contained in this document is confidential and solely the property of Health Innovation Technologies, Inc.

2.4.2.2 Medication Reconciliation

Cancelling an encounter did not remove the count for "Medication Reconciliation." This has been fixed.

2.4.3 Meaningful Use Stage 2

Cancelling a referral did not remove the count for "Provide summary of care for transition of care." This has been fixed.

2.5 Claims

2.5.1 Error Message Created

If a user submitted a claim(s) and there wasn't a clearinghouse chosen within Administration > General > Practice Preferences, the system would not generate an error message alerting the user. This has been fixed.

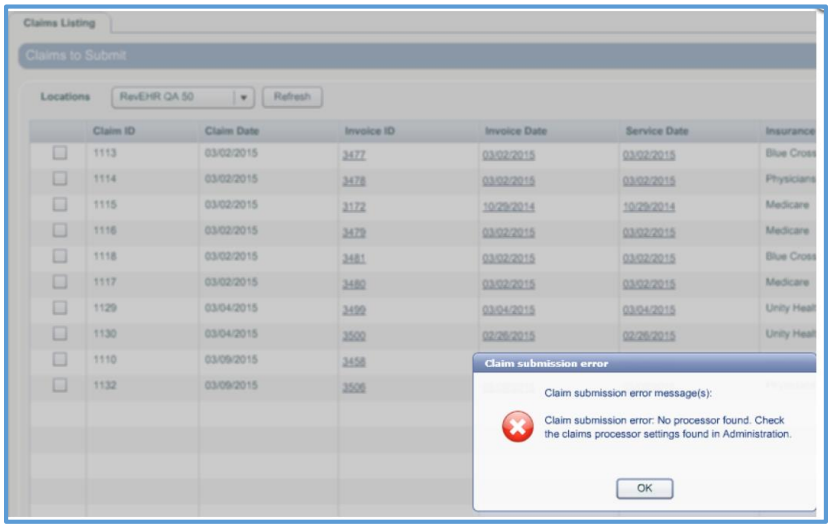

2.6 Tasks and Message

2.6.1 Error Messages

If the user created a task or message and all required fields were not filled in, the error message was not easily seen. The error message is now highlighted within a red background box for easier identification.

All information contained in this document is confidential and solely the property of Health Innovation Technologies, Inc.

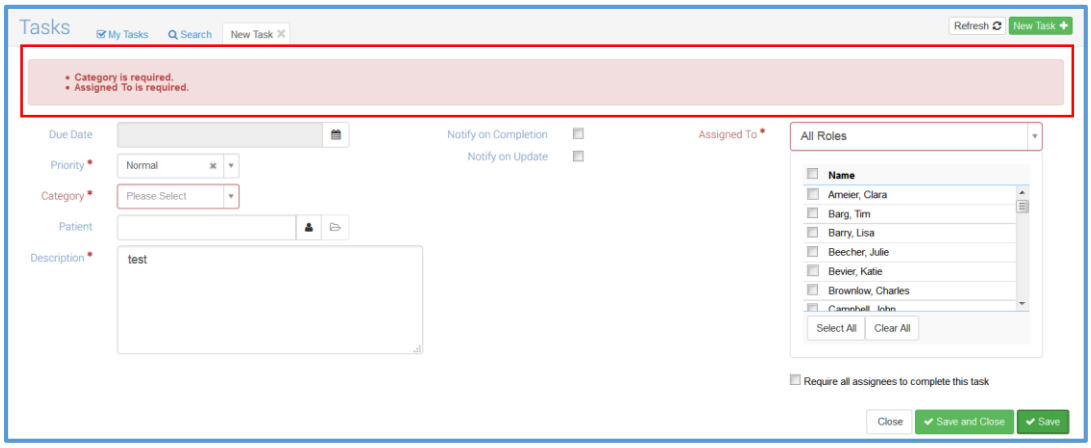

2.6.2 Task Accepted

The email message a user receives when it has been assigned and accepted by another user has been changed. This message now reads 'RevolutionEHR Task Accepted.'

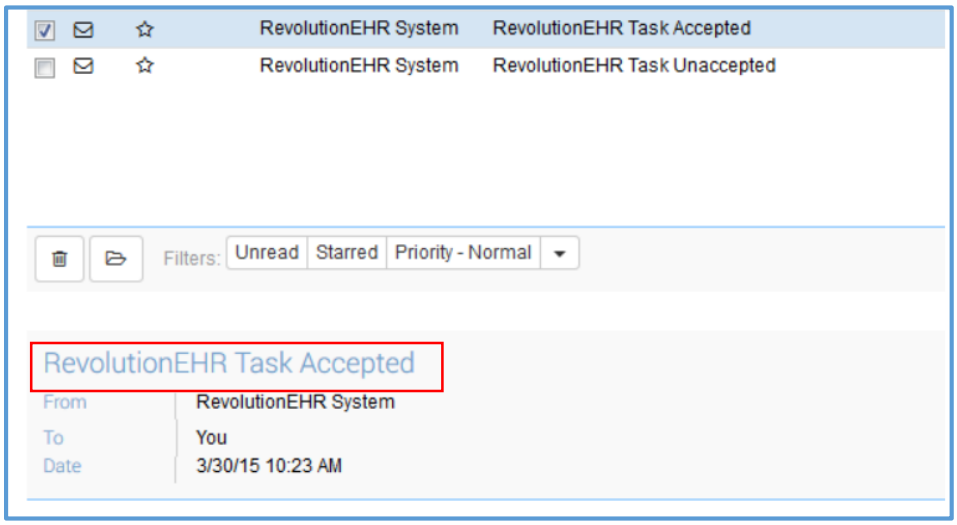

2.7 Administration

2.7.1 Emergency Access

Employees are given access to the system through Administration > Employee/Roles > Employees > (open a specific employee) > Login Details slider.

In our example below – this employee is not given access to the system on Wednesday. However, they have been given 'Emergency Access.' Using the emergency access url https://qa.revolutionehr.com/pms/index.html?emergency, the system would not provide the employee access. This has been fixed.

All information contained in this document is confidential and solely the property of Health Innovation Technologies, Inc.

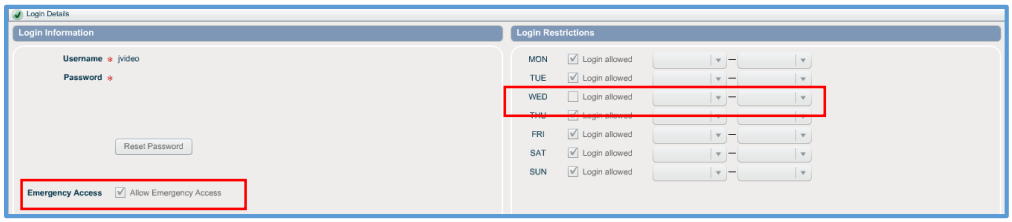

2.8 Accounting

2.8.1 Apply Payment Screen –Manual Date Entry

If the user manually typed a new payment date and omitted the forward slashes (/), the payment date would not format correctly. When the payment was saved, the payment date would revert back to the current date. This has been fixed and a payment date entered without forward slashes (/) will format.

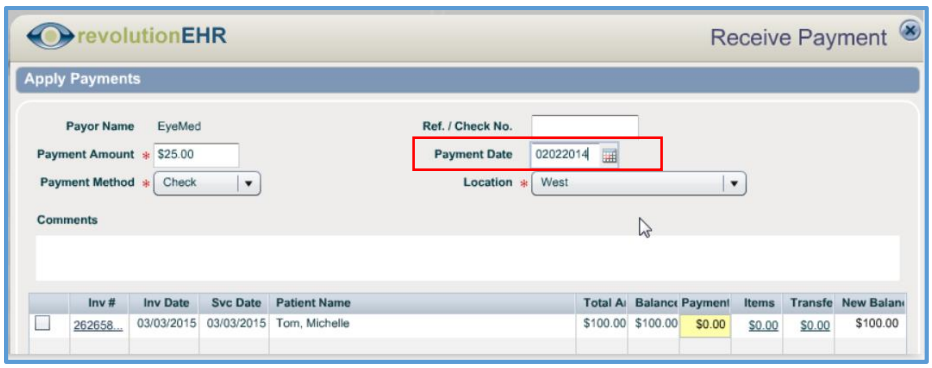

2.8.2 EasyPay on Patient Receipt

If a patient used 'EasyPay' as the payment method, their receipt would print "None." This has been fixed.

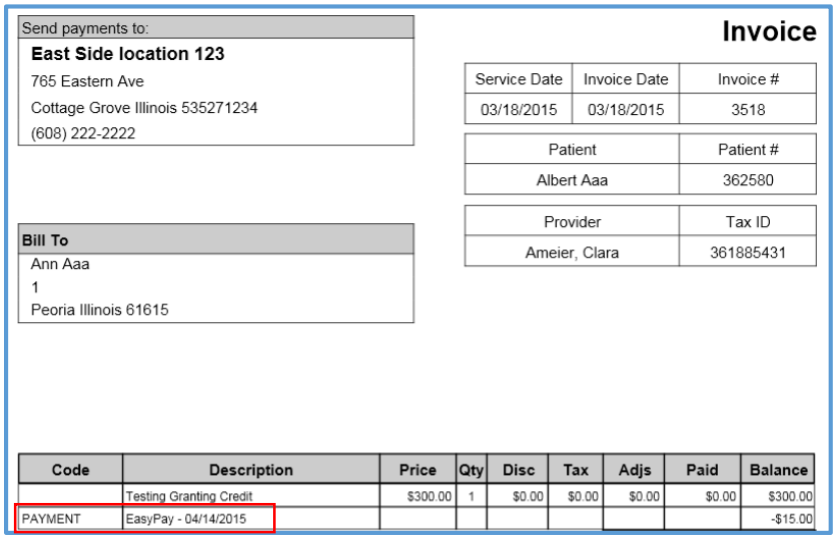

All information contained in this document is confidential and solely the property of Health Innovation Technologies, Inc.