



RevolutionEHR

Phone: 877-REVEHR-1

www.revolutionehr.com

customersupport@revolutionehr.com

Release Notes 6.2.8

Date: May 22, 2015

Table of Contents

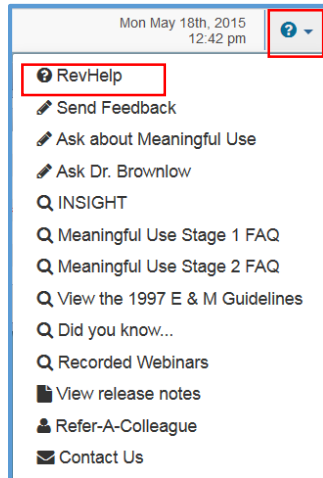
1. New Features.....	3
1.1 Help Menu.....	3
2. Enhancements	4
2.1 Encounters.....	4
2.2 Reports.....	5
2.3 Accounting.....	5
2.4 Administration	6
3. Fixes.....	7
3.1 Login Page.....	7
3.2 Tasks.....	8
3.3 Messages	8
4.3 Encounters	8

1. New Features

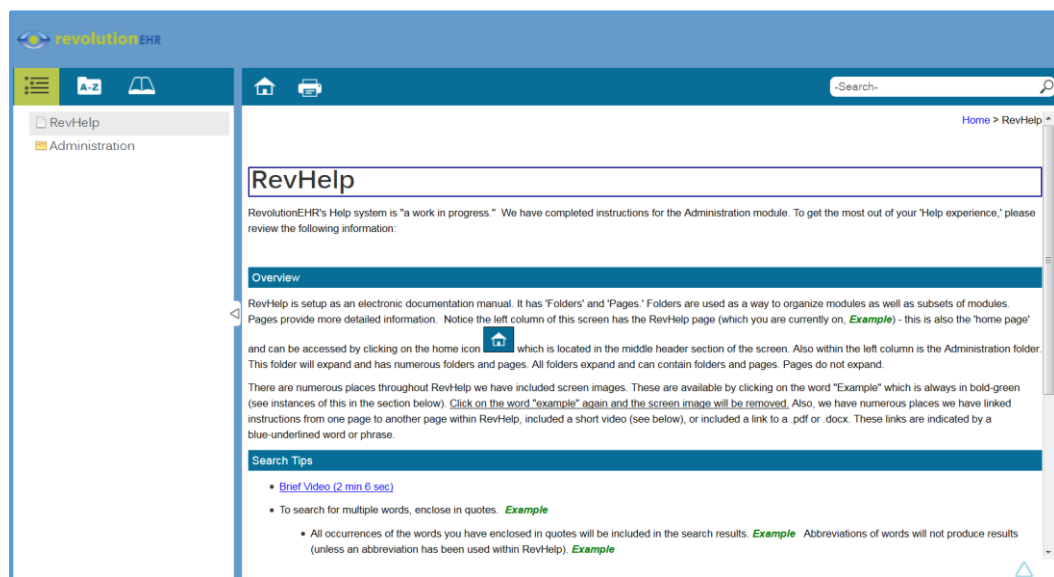
1.1 Help Menu

1.1.1 RevHelp

To provide additional resources for help and training, we have started the process of creating an enhanced help system. It is located in the Help Menu within the navigation bar.



RevHelp is a work in progress. We currently have completed the information for the Administration module and will continue to add more modules. RevHelp has a very robust search engine that will provide easy access to the information. The homepage of RevHelp has search tips as well as a short video. We encourage everyone to checkout this new feature.

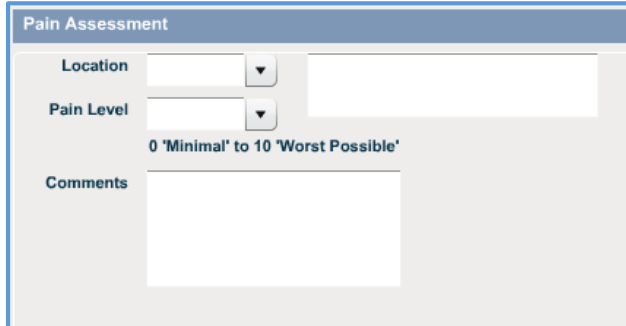


2. Enhancements

2.1 Encounters

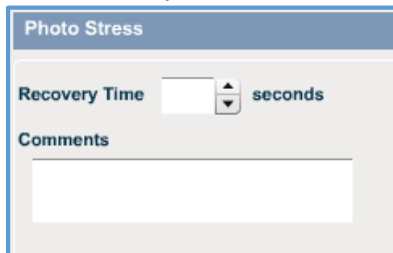
2.1.1 New Tests

Miscellaneous Tests > Pain Assessment



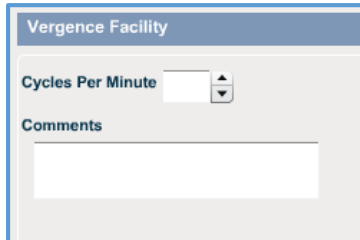
The screenshot shows a form titled "Pain Assessment". It contains the following fields: "Location" with a dropdown menu, "Pain Level" with a dropdown menu and a scale indicator "0 'Minimal' to 10 'Worst Possible'", and a "Comments" text area.

Visual Acuity > Photo Stress



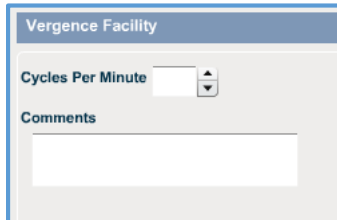
The screenshot shows a form titled "Photo Stress". It contains the following fields: "Recovery Time" with a spinner control and the unit "seconds", and a "Comments" text area.

Alignment > Vergence Facility



The screenshot shows a form titled "Vergence Facility". It contains the following fields: "Cycles Per Minute" with a spinner control, and a "Comments" text area.

Vision Therapy > Park 3 Step v2



The screenshot shows a form titled "Vergence Facility". It contains the following fields: "Cycles Per Minute" with a spinner control, and a "Comments" text area.

2.2 Reports

2.2.1 Deposits by Invoice

A new custom report has been created within the Reports module. It can be located within Reports > Accounting > Custom Reports > (click Import) > Deposits by Invoice. This report will return the deposits with invoice details within a given date range.

2.2.2 Sales by Location/Provider/Category

A new custom report has been created within the Reports module. It can be located within Reports > Accounting > Custom Reports > (click Import) > Sales by Location/Provider/Category. This report will return the sales margins broken down by location/provider/category.

2.3 Accounting

2.3.1 Invoices – ICD-10 Updates

RevolutionEHR has added the ability to choose which diagnosis code set, ICD-9 or ICD-10, will be included on a claim. ICD-9 will continue to be the default on all invoices until Oct. 1, 2015 when the default will be changed to ICD-10. At that time, users will need to adjust the code set based on the date of service on the invoice.

The ability to choose which code set is used on a claim can be found in the Additional Claim Information slider on an invoice. The invoice must be in pending status to make changes to this field. Click 'Edit' in the lower right, choose the correct code set and click 'Update' to save the changes. The code set selection will determine which codes will be included on both print and electronic claims. If ICD-9 is selected only ICD-9 codes will display and if ICD-10 codes are selected only ICD-10 codes will display.

ID	Post Date	Code	Diagnoses	Modifiers	Description	Qty	Unit Price	Discounts	Tax	Ext Price	Adjustments	Paid	Balance
13291	05/04/2015	66984-55	H25.011, 367.1		CATARACT REMOVAL, PHACO W/IOL,	1	\$250.00	\$0.00	\$0.00	\$250.00	\$0.00	\$0.00	\$250.00

Additional Claim Information

General (5010) Claim Codes

Additional Claim Information

Code Set ICD-10

(10d) Claim Codes

(14) Current Illness Qualifier ---

(15) Similar Illness Qualifier ---

(16) Out of Work —

Box 21 of HCFA

21. DIAGNOSES OR NATURE OF ILLNESS OR INJURY (Relate A.L. to service line when 248) ICD-10 0

A. H25.011 B. C. D.

E. F. G. H.

I. J. K. L.

2.4 Administration

2.4.1 Data Configuration - Modifiers

In order to comply with CMS billing guidelines, the following modifiers have been added XE, XP, XS, and XU. More information on the use of these new modifiers can be found on the CMS website:

<http://www.cms.gov/Outreach-and-Education/Medicare-Learning-Network-MLN/MLNMattersArticles/downloads/MM8863.pdf>

2.4.2 Vendors/Partners – Sales Representative

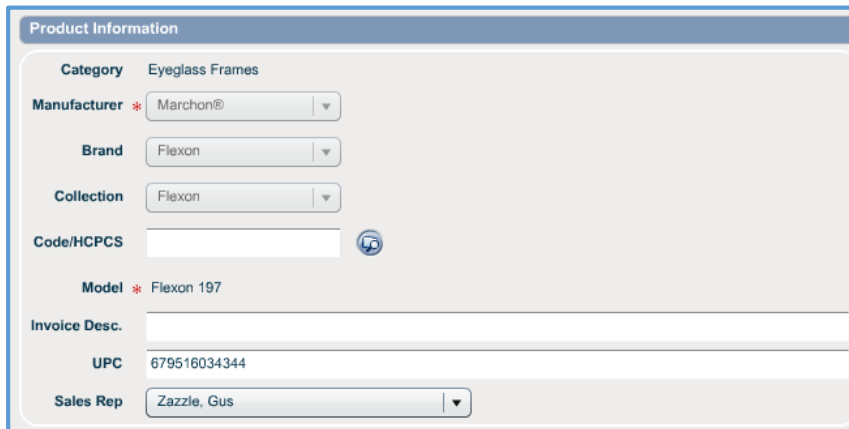
We have added the ability to manage Sales Reps at the product level. Setup for this feature is within Administration > Vendors/Partners > Sales Representative. Click on 'Add Sales Representative' to add to the list. To deactivate an existing sales representative, highlight and click the 'Deactivate' button. By default only Active Sales Representatives will be displayed in the grid. To view active and inactive check "Show All" box in the lower left of the screen.

Access the Inventory Module and choose a Product Category. A new column for 'Sales Rep' has been added to the grid.

Code	Sales Rep	Manufacturer	Brand	Collection	Model	Retail	Stat
	ALL						
Code	Sales Rep	Manufacturer	Brand	Collection	Model	Retail	Stat
	Zazzle, Gus	Bill's Frame Emporium			ynetf	\$140.00	Act
	Zazzle, Gus	Charmant			Test UPC	\$665.00	Act
	Zazzle, Gus	Kate B. Frames			Heart Frames	\$400.00	Act
	Zazzle, Gus	Marchon	Flexxon		Flexxon 612	\$240.00	Act
	Zazzle, Gus	Marchon	Flexxon		Flexxon Test123	\$255.00	Act
	Zazzle, Gus	Marchon®	Flexxon	Flexxon	Flexxon 196	\$370.00	Act
	Zazzle, Gus	Marchon®	Flexxon	Flexxon	Flexxon 197	\$295.00	Act
	Zazzle, Gus	Marcolin®	Viva	Viva Collection	149	\$94.00	Act
	Zazzle, Gus	Marcolin®	Guess?	Guess Collection	GU 2207	\$260.00	Act
	Zazzle, Gus	Marcolin®	Guess?	Guess Collection	GU 2213	\$290.00	Act
	Zazzle, Gus	Marcolin®	Guess?	Guess Collection	GU 2292	\$322.00	Act
	Zazzle, Gus	Safilo	Kate Spade		Amelia	\$283.00	Act
	Zazzle, Gus	Safilo	Kate Spade		KS 6789	\$280.00	Act

To add or edit the sales representative assigned to a product:

- Highlight the product and click 'Open.' (Or, double click the product.)
- Click 'Edit.'
- A dropdown menu has been added beside the field name "Sales Rep." Only active sales representative's name(s) will be available within the dropdown menu. Choose the appropriate name.
- Click 'Update.'



Product Information	
Category	Eyeglass Frames
Manufacturer *	Marchon®
Brand	Flexon
Collection	Flexon
Code/HCPSCS	
Model *	Flexon 197
Invoice Desc.	
UPC	679516034344
Sales Rep	Zazzle, Gus

2.4.3 Claims

RevolutionEHR has successfully completed ICD-10 testing with our integrated clearinghouses Apex and Gateway. If you are not using Apex or Gateway, we recommend you contact your clearinghouse to find out their testing requirements.

3. Fixes

3.1 Login Page

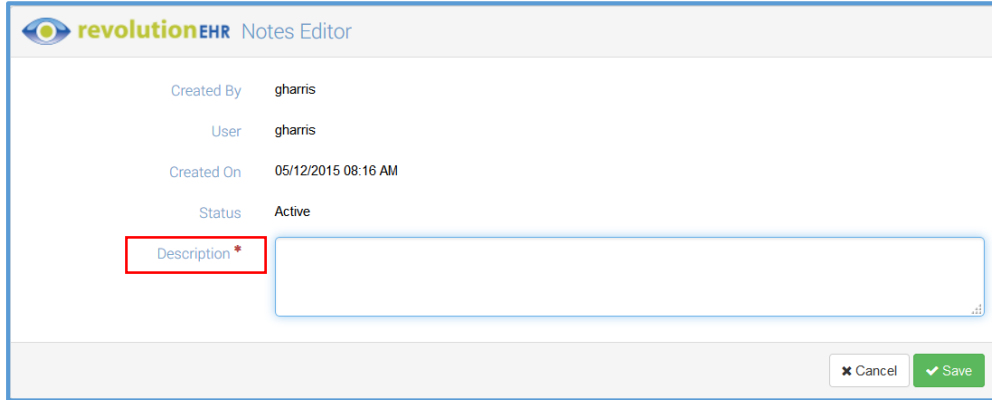
3.1.1 Cursor Position

When the system is loaded the cursor position defaults to the 'Username' field. However, if the user loaded the system but did not login and moved to another application, the cursor would no longer be in the default position. This has been fixed.

3.2 Tasks

3.2.1 Notes Editor - Descriptions

Within the Notes Editor popup window, the field name "Description" was misaligned. This has been fixed.



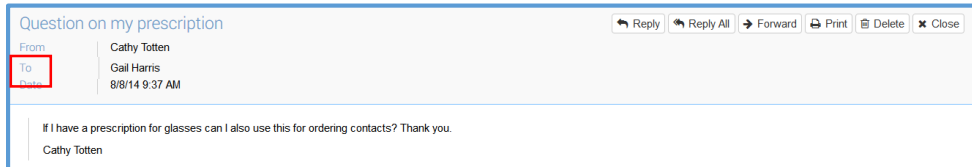
3.2.2 Notes Editor – Cursor

When adding a new note or when editing an existing note, the cursor did not default to the description field text box. This has been fixed.

3.3 Messages

3.3.1 Received Message

A received message had the word "To" in bold. This has been fixed.



4.3 Encounters

4.3.1 Tests

It was recently discovered data was not saving when using the OD = OS button within a test when no additional changes were made to any fields in that test. This issue has been resolved and data will now save as expected.